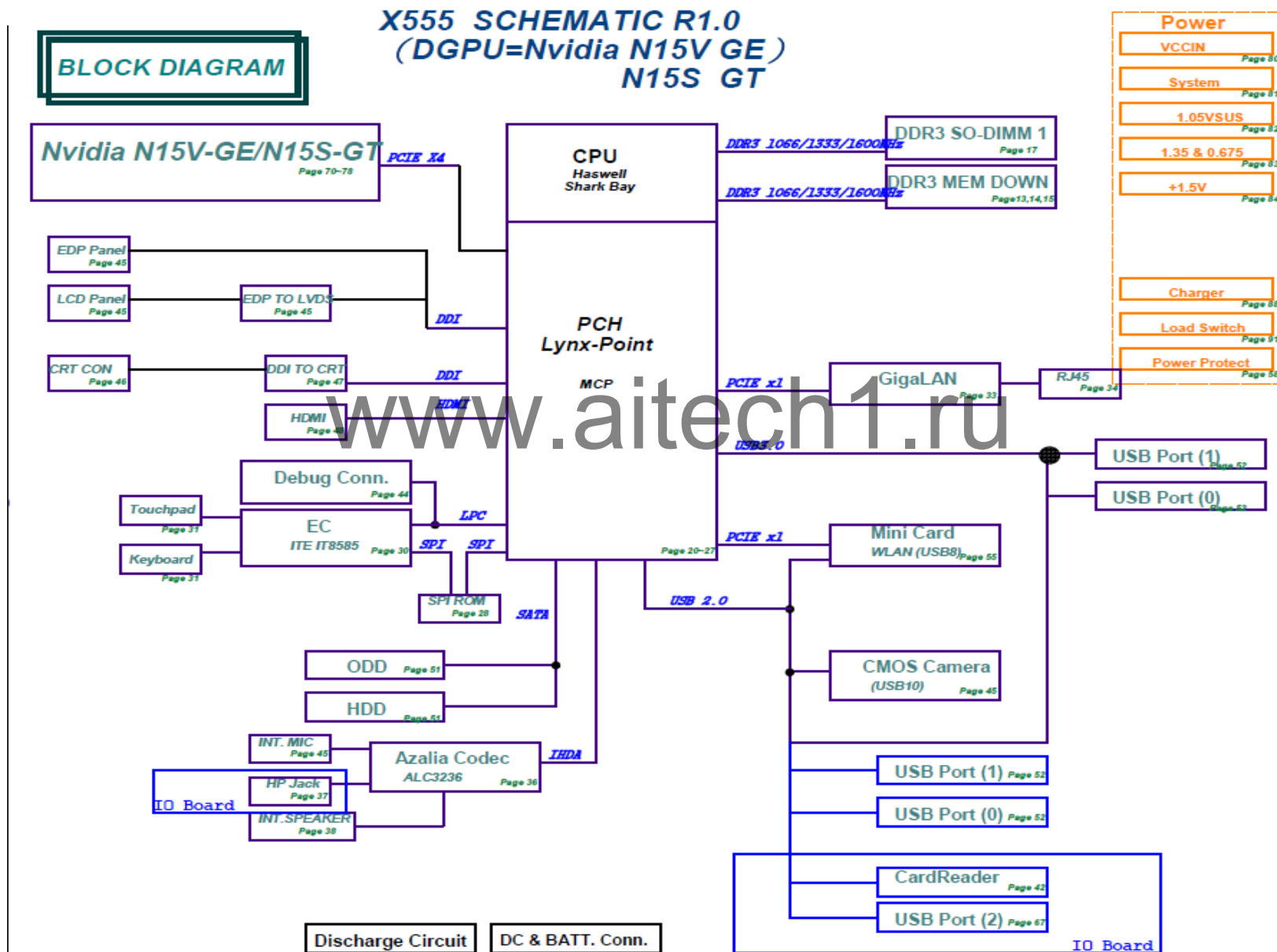


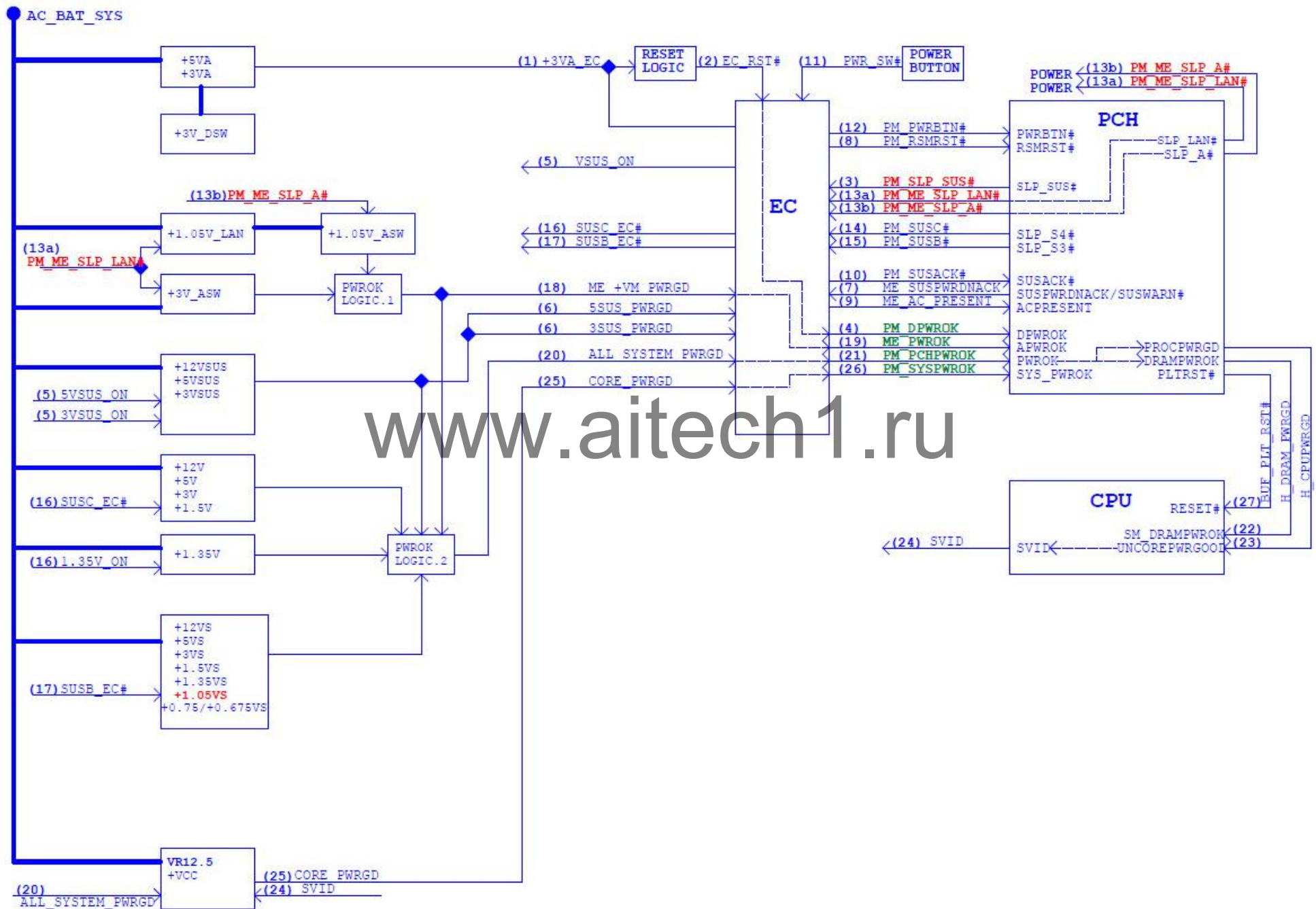
## BLOCK DIAGRAM



## POWER FLOW




# POWER ON SEQUENCE



# POWER ON SEQUENCE (AC Mode)

## AC-IN Mode

## N56JZ Power Sequence (AC mode)




# POWER ON SEQUENCE (DC Mode)

DC-IN Mode

N56JZ Power Sequence  
(DC mode)


- 1 +3VA/+5VA/+3VA\_EC
- 2 EC\_RST#  
VccDSW
- 3 PM\_SLP\_SUS#
- 4 PM\_DFWROK
- 5 PWR\_SW#
- 6 VSUS\_ON  
+3VSUS/+5VSUS
- 7 SUS\_PWRGD
- 8 ME\_SusPwrDnAck
- 9 PM\_RSMRST#
- 10 ME\_AC\_PRESENT
- 11 PM\_SUSACK#
- 12 PM\_PWRBTN#
- 13(a) PM\_ME\_SLP\_LAN#
- 13(b) PM\_ME\_SLP\_A#
- 14 PM\_SUSC#
- 15 PM\_SUSB#  
+1.05VM\_LAN  
+1.05VM/+3VM
- 16 SUSC\_EC#  
+1.5V/+3V/+5V
- 17 SUSB\_EC#  
+0.75VS/+1.5VS//+1.8VS/+3VS/+5VS
- 18 ME\_+VM\_PWRGD
- 19 ME\_PWROK
- 20 SYSTEM\_PWRGD  
+VTT\_CPU
- 21 +VTT\_CPU\_PWRGD  
+0.8VS
- 22 +0.8VS\_PWRGD
- 23 ALL\_SYSTEM\_PWRGD
- 24 PM\_PCHPWROK
- 25 H\_DRAM\_PWRGD
- 26 H\_CPUPWRGD
- 27 SVID  
+VCORE  
+VccGFX
- 28 VRM\_PWRGD
- 29 PM\_SYSPWROK
- 30 BUF\_PLT\_RST#



www.aitech1.ru



## Signal Measure Point-Bottom





## Signal Measure Point-Top

